
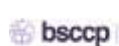








PROGRAMME OVERVIEW – MONDAY 20 JUNE 2016

08.00 – 09.45	Registration, coffee, exhibition and poster viewing					
09.45 – 10.00	PRESIDENTS WELCOME and INTRODUCTION David Richmond, President, RCOG Nick Panay, Chair of Programme Committee, RCOG					
10.00 – 10.30	FAIR SOCIETY, HEALTHY WOMEN'S LIVES Michael Marmot, Director, Institute of Health Equity					
10.30 – 11.10	Coffee, exhibition and poster viewing					
	STREAM 1 Fetal Medicine	STREAM 2 Health Policy	STREAM 3 Gynaecological Cancer: Prevention, screening and management	STREAM 4 Ultrasound and Imaging	STREAM 5 Paediatric and Adolescent Gynaecology	STREAM 6 Global Health
	In collaboration with 	In collaboration with   		In collaboration with 	In collaboration with 	
11.10 – 11.30	Interpreting genetic testing John Burn, UK	Place of birth Cathy Warwick, UK and Peter Brocklehurst, UK	First-line systemic therapy for advanced ovarian cancer-current evidence and ongoing trials Andrew Clamp, UK	Pain mapping for endometriosis Thierry Van Den Bosch, Belgium	Paediatric and adolescent gynaecology in UK, Europe and farther afield Paul L Wood, UK	Leading safe choices Alison Fiander, UK
11.30 – 11.50	Doppler to help time delivery Christoph Lees, UK	What might 24/7 consultant-delivered maternity services mean for obstetric care and maternal/neonatal outcomes? <i>The work of the RCOG Lindsay Stewart Centre for Audit and Clinical Informatics</i> Hannah Knight, UK	Screening in ovarian cancer - details from UK trials and lessons learnt Usha Menon, UK	Ovarian function assessment Nick Raine Fenning, UK	Disorders of sexual differentiation: case histories and discussion: Detection Naomi Crouch, UK Surgical intervention Sarah Creighton, UK Psychological aspects Dr Lih-Mei Liao, UK	Looking back and moving on: Maternal, Newborn and Child Health (MNCH) in the Sustainable Development Goals Elizabeth Mason, Director of MNCH at WHO
11.50 – 12.10	Predicting and diagnosing the small for gestational age fetus Gordon Smith, UK	Learning lessons from national reports Tim Hillard, UK	Surgery in advanced ovarian cancer - what is the best standard? Christina Fotopoulou, UK	Magnetic resonance imaging (MRI) for difficult tumours Andrea Rockall, UK		Improving global women's health: breaking down barriers Bertie Leigh, UK and Faith Mwangi-Powell



12.10 – 13.10	Fetal Medicine Abstract Presentations	Health Policy Abstract Presentations	Oncology and Colposcopy Abstract Presentations	Ultrasound and Imaging Abstract Presentations	Paediatric & Adolescent Gynaecology Abstract Presentations	Global Health Abstract Presentations
12.10 – 12.20	Noninvasive prenatal testing (NIPT) for fetal aneuploidy: the experience of an NHS Regional Genetics Laboratory Fiona Togneri	Maternity Enhanced care: a new level of care for Maternal Morbidity Shilpa Mahadasu	Implementing ERAS for Gynaecological-Oncology surgery in a tertiary unit: is a combination of intrathecal opioid with alternative than an epidural in major gynaecological – oncology surgeries Gemma Claire Lee	Inter-observer variability in assessment of ultrasound feature of polycystic ovaries Rami Kilani	Retrospective audit: Creation of neo-vagina with the use of vaginal dilators as first line treatment and its success Amanda Wee	Does husband's human capital and disposable income availability shape reproductive morbidity: An investigation of underlying determinant among rural mother in India Mukesh Ravi Raushan
12.20 – 12.30	The Identification and Management of the Small-for-Gestational-Age (SGA) infant - a study into the prevalence of antenatal risk factors and their relation to the birth of SGA infants within a Birmingham population Danielle O'Neill	Abortion in undergraduate medical education: a survey of UK medical students' attitudes Lotte Elton	Is the NHS Cervical Screening Programme guidance on extent of treatment appropriate? Jennifer Cole	2D USS of the pelvic floor in the 3rd trimester versus mode of delivery Aneta Obloza	Haematocolpos. A 20 year review of cases at a District General Hospital Sharon Oates	NHS maternity care response to human trafficking in the UK: views of women and clinicians Debra Bick
12.30 – 12.40	Introduction of a novel genetic test for the non-invasive prenatal diagnosis of single gene disorders Stephaine Allen	One Trust's struggle to reduce its stillbirth rate. A financial assessment of implementing 3 weekly growth scanning for women at risk of fetal growth restriction Rachel Sagar	Identifying barriers and Implementing quality indicators for cytoreductive surgery in ovarian cancer: Experience from a tertiary referral center in Eastern India Asima Mukhopadhyay	Role of ultrasound scan markers in prediction of miscarriage for women with confirmed viable intrauterine pregnancy- A systematic review and diagnostic accuracy meta-analysis Rekha Pillai	Changing trend in referrals to a tertiary care paediatric and adolescent gynaecology clinic in the United Kingdom Mugdha Kulkarni	Addressing Zambia's high maternal mortality ratio through improved institutional deliveries in rural areas by provision of non-financial incentives Victor Mukonka
12.40 – 12.50	Antenatal Fetal RhD Screening using cffDNA in RhD- pregnant women: Time to implement in the NHS; A cost effectiveness analysis at a UK District General Hospital Chimwemwe Miti	Perinatal mortality and health system structure in Norway- a population-based registry study Hilde Engjom	Video of common adnexal pathologies using iota criteria with commentary Susanne Johnson	Imaging of Organ Viability During Deep Pelvic Surgery: The Use of Biomedical Photonics to Assess Uterine Perfusion and Vessel Integrity in Uterine Transplantation Models Srdjan Saso	A Retrospective Study on the role of oestrogen replacement and aortic root dilatation in women with Turner Syndrome Helen Stevenson	A Prospective Study of Obstetric Acute Kidney Injury in Malawi: Preeclampsia as a Target for Intervention William Cooke



12.50 – 13.00	The impact of first trimester screening for Down's syndrome on presentation and management of neural tube defects Eamonn Breslin	The Knowledge of the Female Genital Mutilation Act 2003 Amongst Healthcare Workers and Students Olufunmilola Ajibona	Low-depth conization in young patients treated by LEEP: Impact on pregnancy outcomes Nicoletta Spirito	High Intensity Focused Ultrasound (HIFU) ablation of placental vasculature: Feasibility, fetal and maternal safety Caroline Shaw	A Multidisciplinary Approach to the Management of Children with Female Genital Mutilation (FGM) or Suspected FGM: service description and case series Joanna Dear	The unappreciated Ramifications of the 'Triple Obstetric Tragedy' James Quigley
13.00 – 13.10	Fetal brain abnormalities in twin pregnancies complicated by twin-twin transfusion syndrome: Prospective Cohort Study and Meta-analysis Asma Khalil	Training for Emergency Obstetrical Care Across the World: The ALARM Programs Jennifer Blake	Infrared spectroscopy for the biomolecular assessment of vulval intraepithelial neoplasia and lichen sclerosus found in association with squamous cell carcinoma Jonathan Frost	Effectiveness of ultrasound biometry at 34-36 weeks in the detection of SGA at birth Jason Gardosi	The role of the violations of innate immunity in the pathogenesis of ovarian dysfunction in adolescents with obesity Victor Linde	Attitudes of healthcare providers towards the provision of Post-Partum Family Planning (PPFP) services in Western Cape, South Africa: The RCOG Leading Safe Choices (LSC) programme Alison Fiander
13.10 – 14.30	Lunch, exhibition and poster viewing					
14.30 – 15.05	UTERUS TRANSPLANTATION – THE WAY FORWARD Mats Brännström, Sweden					
	STREAM 1 Fetal Medicine	STREAM 2 Health Policy	STREAM 3 Gynaecological Cancer: Prevention, screening and management	STREAM 4 Ultrasound and Imaging	STREAM 5 Paediatric and Adolescent Gynaecology	STREAM 6 Global Health
15.15 – 15.35	Advances in delivery techniques Deirdre Murphy, Dublin	Safer women's healthcare - the balance between service and training/Continuing Professional Development (CPD) Clare McKenzie, UK Matthew Prior, UK	Colposcopy for cytology negative women: the changing colposcopy referral population and management John Tidy, UK	Classifying ovarian masses/international ovarian tumour analysis (IOTA) Dirk Timmerman, Belgium	Vulval dermatology Jane Sterling, UK	Task shifting: different approaches and experiences Discussants: David Southall, UK S. M. Padhye, Nepal
15.35 – 15.55	Congenital infections Yves Ville, France		Human papillomavirus immunisation: the impact on screening and disease Maggie E Cruickshank, UK	The new European classification of uterine malformations and diagnostic pathways Grigoris Grimbizis, Greece	Child sexual exploitation: the challenges of assessment and intervention Suzanne Smith, UK	



15.55 – 16.15	Intrapartum fetal monitoring: Results of a randomised trial of computerised decision-support in 46,000 women Peter Brocklehurst, UK	Topical issues in the profession David Richmond, UK	What every colposcopist needs; my trusty colposcope or new technology? Pierre Martin-Hirsch, UK	The use of ultrasound in gynaecological oncology - staging, recurrence and difficult tumours Antonia Testa, Italy	Panel session Speakers from above sessions	Implementation in a fragile context: Case study experience from Zimbabwe and Sierra Leone Bobb Murove, Zimbabwe Jude Holden
16.15 – 16.45	Fetal Medicine Abstract Presentations	Health Policy Abstract Presentations	Oncology and Colposcopy Abstract Presentations	Ultrasound and Imaging Abstract Presentations	Paediatric and Adolescent Gynaecology Abstract Presentations	Global Health Abstract Presentations
16.15 – 16.25	High Intensity Focused Ultrasound: A method of non-invasive placental vascular occlusion Caroline J Shaw	SGA referral rates before and after implementation of the growth assessment protocol Jason Gardosi	Digital camera assessment of the cervix (DCAC) for detection of cervical intraepithelial neoplasia Amr El-Shalakany	Does endometrial thickness have an impact upon pregnancy outcomes in stimulated frozen embryo replacement treatment cycles? Saima Rauf	Vaginal Dilation in the Real World: a retrospective review of clinical outcomes in a non-research setting. Joanna Dear	Caesarean section surgical techniques long term outcomes: follow-up of the CORONIS trial Peter Brocklehurst
16.25 – 16.35	Cervical length following vaginal or abdominal cerclage: A randomised comparison Alexandra Ridout	Prospective, multi-centre questionnaire to determine the perception of midwives preparedness for working in obstetric critical care Galina Fastovets	Audit of Gynaecology Referrals for Suspected Cancer - Impact of the 2-Week Suspected Cancer Referral Pathway Simon McCluney	Brain MRI abnormalities in fetuses with Congenital Cytomegalovirus. Infection: Systematic review and Meta-analysis Emily Cooper	The Impact of Integrated Sexual Health Care on Reducing Teenage Conceptions in Nottingham Katie Boog	The global burden of severe anaemia on adverse maternal and neonatal outcomes: a secondary analysis of the World Health Organization Multicountry Survey database Jahnvi Daru
16.35 – 16.45	Prevalence of risk factors requiring serial ultrasound assessment of fetal growth according to new NHS England algorithm Jason Gardosi	Development and validation of a prediction model for the risk of adverse outcomes in women with early onset pre-eclampsia (PREP): Prospective cohort study Shakila Thangaratinam	Should we worry when we have a SMILE? Nisrin Marcus	Successful treatment of anti-NMDA receptor encephalitis using ovarian preserving ultrasound guided ovarian wedge resection Benjamin Jones		Lessons learnt during the implementation of a novel vital sign device and training package across three low-resource settings: a mixed method feasibility study for the CRADLE trial. Nicola Vousden
16.45 – 17.30	Coffee, exhibition and poster viewing					
17.30 – 18.30	OPENING CEREMONY THE INCREDIBLE UNLIKELINESS OF BEING Guest Speaker - Alice Roberts, UK					
18.30 – 19.30	OPENING CEREMONY RECEPTION					

**RCOG WORLD
CONGRESS 2016**
BIRMINGHAM UK
20 - 22 June
RCOG2016.com



The programme is correct at time of printing. The Secretariat accepts no liability for changes made at a later date.